

Creating a Parent Account in Canvas

To create a Parent Account in Canvas, both the student and the parent will need to log in to Canvas using the internet.

After the account has been created, Parents can either use internet access or the Canvas Parent App.

Step 1. Get Student Pairing Code.

Student signs in to Canvas using the internet. Sign in to:

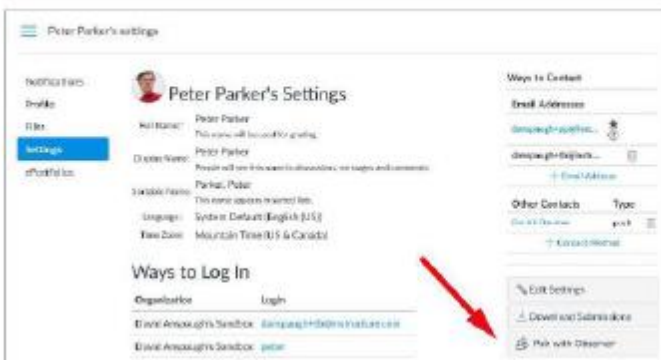
Vansd.instructure.com

(The Student Canvas app does not show the pairing code)

- 1 From the global navigation of Canvas web, select *Account*, then choose *Settings*.



- 2 Select *Pair with Observer* from the sidebar of the settings page.

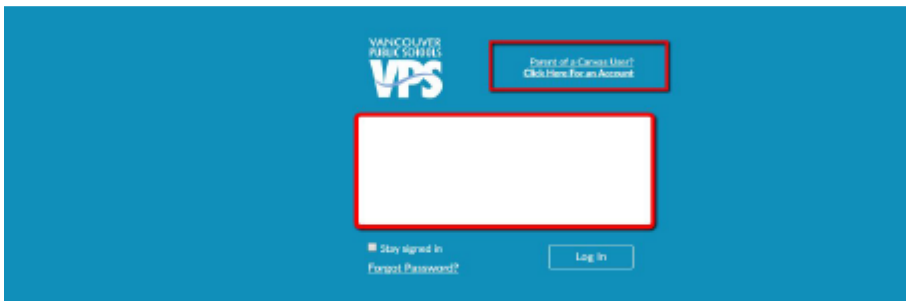


3 Copy or share the pairing code with an observer to allow them to register.



Step 2. Create Parent Account (need pairing code for this step)

Parent/Guardian go to **Vansd.instructure.com** and click on “Click here for Account”



Complete the information in the Parent Signup sections

Parent Signup

Your Name

Your Email

Password

Re-enter Password

Student Pairing Code [What is a pairing code?](#)

You agree to the terms of use and acknowledge the privacy policy.

Cancel Start Participating

The email and password entered will become the **Parent's Login information**.


When all information is entered, click the "Start Participating" button.

This will take you to the Student's Canvas page. You can exit out of this page right away.

Step 3. Confirm Parent Account



A confirmation email will be sent to the email address used in the Parent Signup.

Click on the link in the email to finish the registration process.

Confirm Registration: Canvas  Inbox x

Vancouver Public Schools Canvas <notifications@instructure.com>
to me ▾

[Click here to finish the registration process](#)

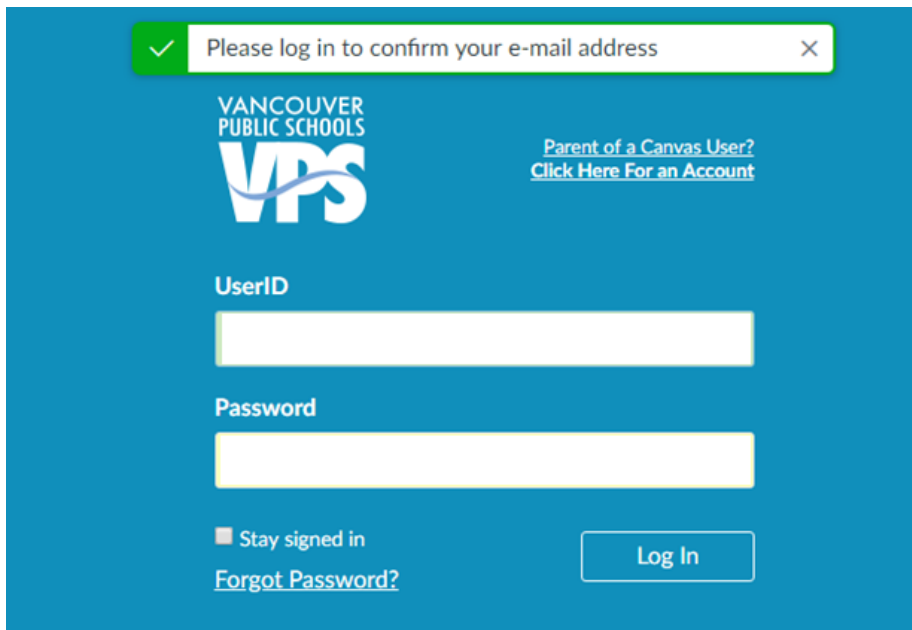
Thank you for registering with Canvas! This email is confirmation that the user 
 is registering for a new account at vansd.instructure.com.



[Update your notification settings](#)

When you click on the confirmation link, a login window will open.

Use the email and password entered in the Parent Signup section.



A screenshot of a login window for Vancouver Public Schools (VPS). At the top, there is a green notification bar with a checkmark and the text "Please log in to confirm your e-mail address" and a close button (X). Below this is the VPS logo and the text "VANCOUVER PUBLIC SCHOOLS". To the right, there is a link: "Parent of a Canvas User? Click Here For an Account". The main form has two input fields: "UserID" and "Password". Below the "Password" field is a checkbox labeled "Stay signed in" and a link "Forgot Password?". A "Log In" button is located at the bottom right of the form.

Parents can also access Canvas using the Canvas Parent App.

